

SVS Internal Midyear Match 07

Stage 1: Sit-in

RULES: IPSC Handgun Rulebook January 2006.

COURSE DESIGNER: M.Jie

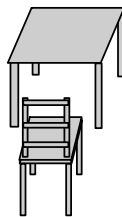
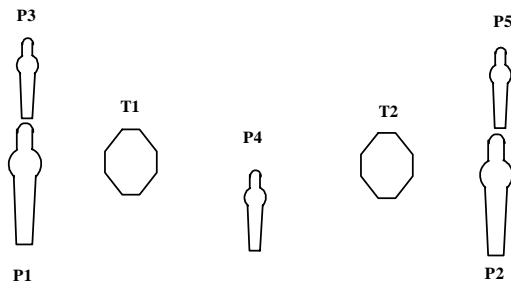
START POSITION: Sitting in chair facing targets, hands flat on table, gun on table with inserted magazine, chamber unloaded.

STAGE PROCEDURE

On signal engage all targets while remaining seated.

SCORING

SCORING: Comstock, 9 rounds, 45 points
TARGETS: 2 IPSC Classic, 2 PP, 3 USP
SCORED HITS: Best per IPSC, steel down = 1A
START-STOP: Audible - Last shot
PENALTIES: Procedural. -10
 No-shoot hit. -10
 Miss. -10



SETUP NOTES:

RO NOTES:

SVS Internal Midyear Match 07

Stage 2: All hands on deck

RULES: IPSC Handgun Rulebook January 2006.

COURSE DESIGNER: S. Tjin

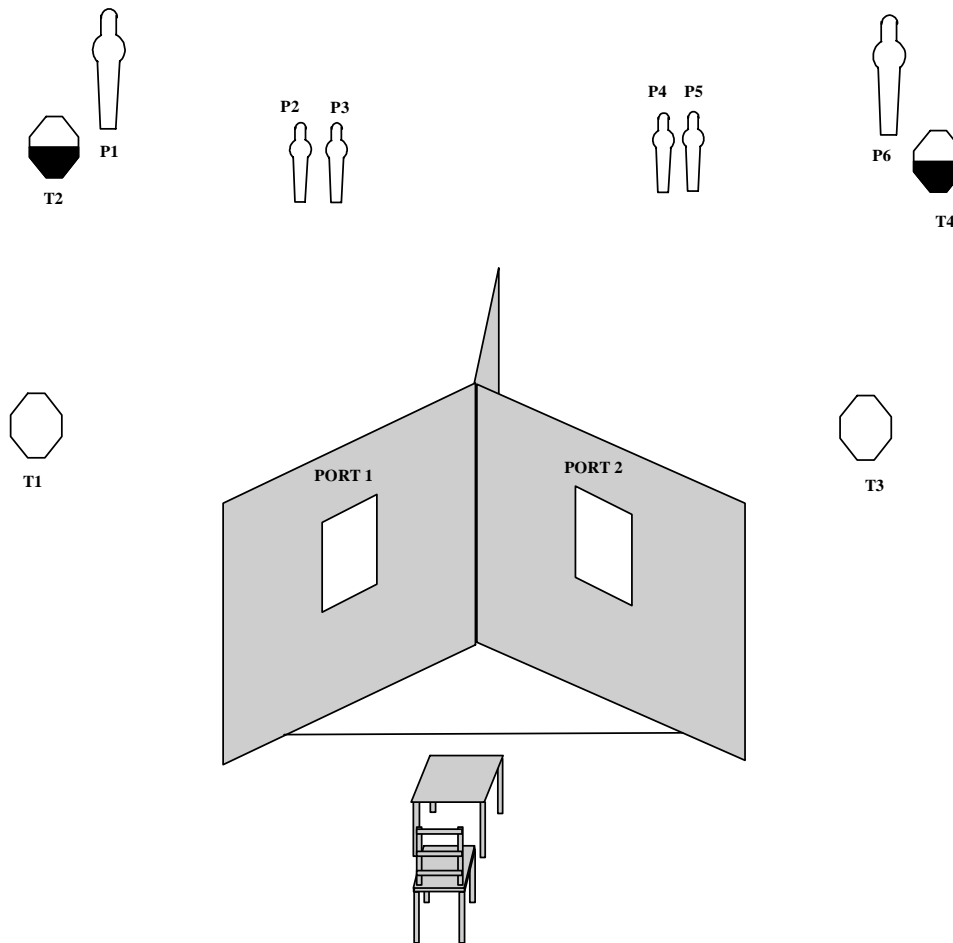
START POSITION: Sitting in chair facing targets, hands on knees, gun on table with inserted magazine, chamber unloaded.

STAGE PROCEDURE

On signal retrieve gun and engage all targets through the two ports, from within fault lines. Engage targets through port 1 with **LEFT HAND ONLY**. Engage targets through port 2 with **RIGHT HAND ONLY**.

SCORING

SCORING: Comstock, 14 rounds, 70 points
TARGETS: 4 IPSC Classic, 2 PP, 4 USP
SCORED HITS: Best per IPSC, steel down = 1A
START-STOP: Audible - Last shot
PENALTIES: Procedural. -10
 No-shoot hit. -10
 Miss. -10



SETUP NOTES:

RO NOTES:

SVS Internal Midyear Match 07

Stage 3: They're behind you

RULES: IPSC Handgun Rulebook January 2006.

COURSE DESIGNER: S. Tjin

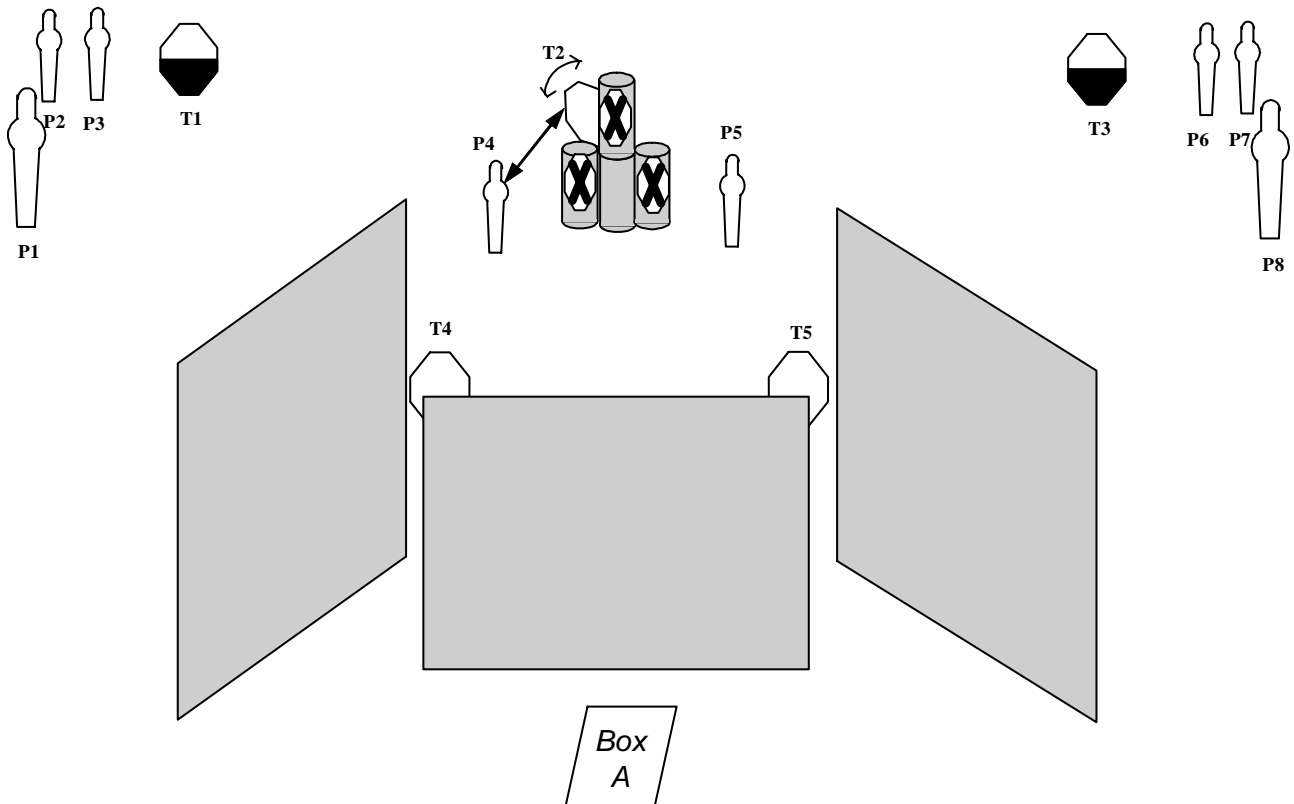
START POSITION: In box A, hands at sides, with back to targets. Handgun is loaded and holstered.

STAGE PROCEDURE

On signal engage all targets from within fault lines of the shooting box only. P4 activates T2.

SCORING

SCORING: Comstock, 18 rounds, 90 points
TARGETS: 5 IPSC Classic, 2 PP, 6 USP
SCORED HITS: Best per IPSC, steel down = 1A
START-STOP: Audible - Last shot
PENALTIES: Procedural. -10
 No-shoot hit. -10
 Miss. -10



SETUP NOTES:

RO NOTES:



SVS INTERNAL MIDYEAR MATCH STAGE 4: IPSC CLASSIFIER - STAGE: CLC-13 "EL PRESIDENTE"

Course of Fire Type: Medium Classifier Stage

Stage Procedure:

On start signal, turn **then draw** and from Area A shoot T1-T3 with **only** two rounds per target, then perform a mandatory reload and from Area A again shoot T1-T3 with **only** two rounds per target.

Note: Instruct shooters to be very careful not to draw until they are facing down range.

Scoring:

Virginia Count

Targets:

3 Classic

Possible Points: 60

Maximum Rounds: 12

Start Position:

Standing relaxed in Area A, back to targets facing up range, toes of both feet against back line of Area A, both wrists above respective shoulders.

Start:

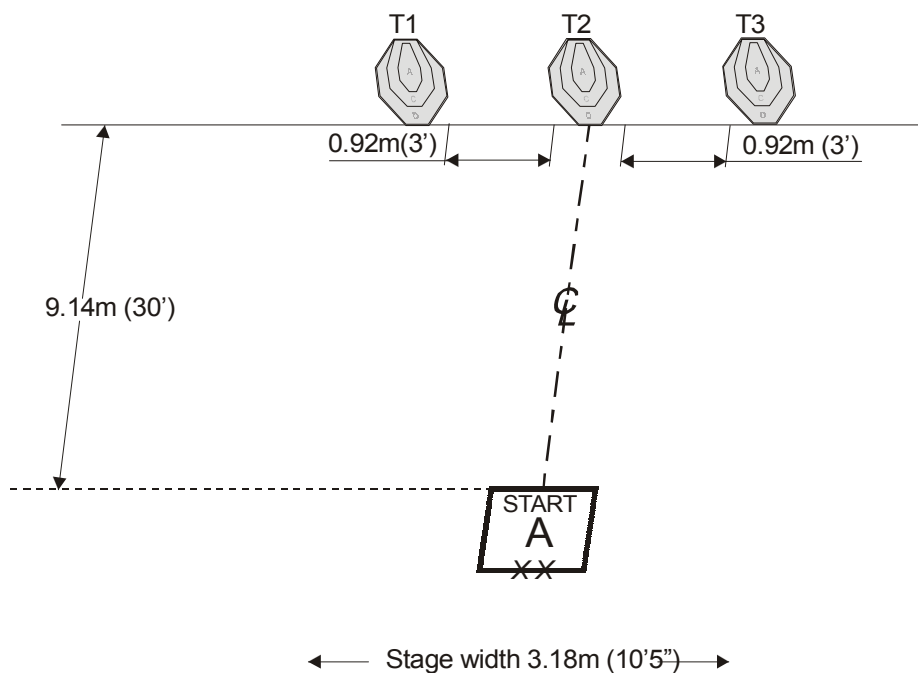
On audible signal

Stop:

Last shot

Penalties:

As per current edition IPSC rules



SETUP NOTES: Set paper targets to 1.52m (5 feet) to the top of the targets. Area A, is 1m (3'3") by 1m (3'3").

SVS Internal Midyear Match 07

Stage 5: Pesky swinger

RULES: IPSC Handgun Rulebook January 2006.

COURSE DESIGNER: M.Jie

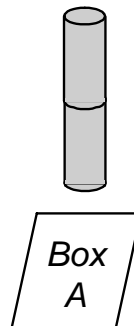
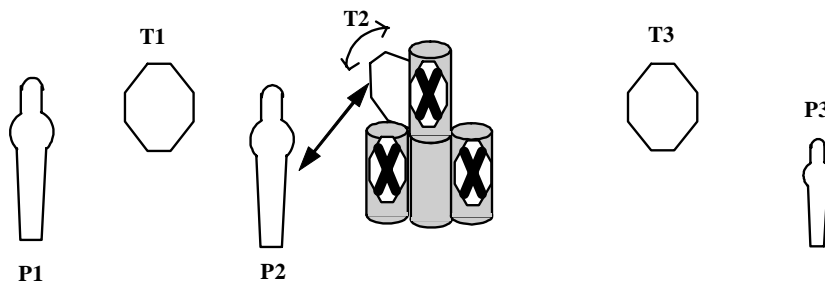
START POSITION: In box A, hands at sides, facing targets. Handgun is loaded and holstered.

STAGE PROCEDURE

On signal engage all targets from box. P2 activates T2.

SCORING

SCORING: Comstock, 9 rounds, 45 points
TARGETS: 3 IPSC Classic, 2 PP, 1 USP
SCORED HITS: Best per IPSC, steel down = 1A
START-STOP: Audible - Last shot
PENALTIES: Procedural. -10
 No-shoot hit. -10
 Miss. -10



SETUP NOTES:

RO NOTES:

SVS Internal Midyear Match 07

Stage 6: Spray it, don't say it

RULES: IPSC Handgun Rulebook January 2006.

COURSE DESIGNER:

S.Tsang

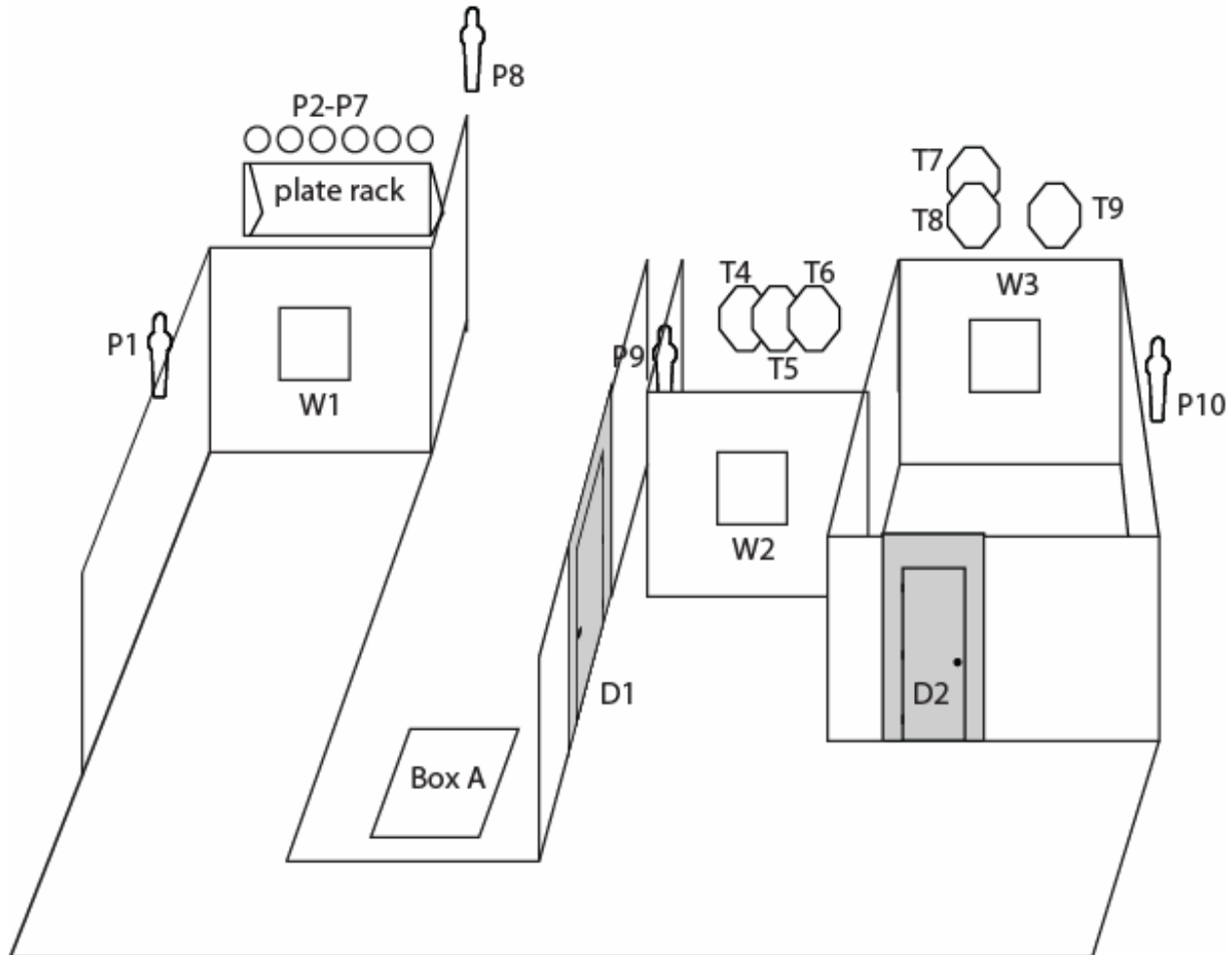
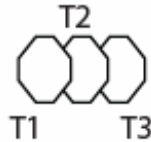
START POSITION: Standing in Box A, hands at sides, gun loaded and holstered.

STAGE PROCEDURE

From Box A, enter through door D1 and engage targets as they become visible. Plate rack must be engaged from window W1 only. Shooter must stay within fault lines at all times during the course of fire.

SCORING

SCORING: Comstock, 28 rounds, 140 points
TARGETS: 9 IPSC classic, 4 USP, plate rack
SCORED HITS: Best per IPSC, steel down = 1A
START-STOP: Audible - Last shot
PENALTIES: Procedural. -10
 No-shoot hit. -10
 Miss. -10



SETUP NOTES:

RO NOTES:

Beware the 180